


	<h1>THE BETHANY</h1>	
REGION: SIMIYU	SCHOOL AVERAGE: 32.9	DISTRICT: BUSEGA
SUBJECT AND GRADE PERFORMANCE ANALYSIS		

SUBJECT RANKING			
ENGLISH	40.8	82%	1
CIVIC AND MORAL EDUCATION	36.8	74%	2
SOCIAL STUDIES	34.5	69%	3
KISWAHILI	34.1	68%	4
SCIENCE	31.2	62%	5
MATHEMATICS	19.8	40%	6

SUBJECT GRADE ANALYSIS					
SUBJECT/GRADE	A	B	C	D	F
MATHEMATICS	2	1	4	13	0
KISWAHILI	2	15	5	0	0
ENGLISH	11	11	0	0	0
SCIENCE	4	5	11	2	0
SOCIAL STUDIES	2	12	8	0	0
CIVIC AND MORAL	6	11	5	0	0

OVERALL GRADE ANALYSIS			
A	2	22	2%
B	11		14%
C	9		11%
D	0		0%
F	0		0%

CHART SUBJECT ANALYSIS					
40					
35					
30					
25					
20					
15					
10					
	MATH	KISW	ENG	SCIE	SST
					CME

BOYS VS GIRLS PERFORMANCE				
	SAT		SAT	TOTAL
	9		13	22
34%		32%		

SEATED	22	100%
ABSENTEES	0	0%
PASSED	22	100%
FAILED	0	0%

NO	NAME	SEX	MATH		KISW		ENG		SCI		SST		CME		TOTAL	AVG	GRADE	POS
1	MADADILA SAMWEL PAUL	M	46	A	43	A	45	A	46	A	45	A	46	A	271	45.2	A	1
2	FAUSTINA EZEKIEL MORIS	F	33	B	43	A	44	A	43	A	40	B	46	A	249	41.5	A	2
3	ALEX WILLIAM CHACHA	M	29	C	36	B	46	A	43	A	39	B	45	A	238	39.7	B	3
4	JOSEPHINA PETRO JEREMIA	F	41	A	32	B	40	B	41	A	40	B	40	B	234	39.0	B	4
5	MRUGWA SOSONI JULIAS	M	25	C	38	B	44	A	35	B	41	A	46	A	229	38.2	B	5
6	GRACE KHIJA ALFONCE	F	24	C	38	B	43	A	37	B	40	B	44	A	226	37.7	B	6
7	REBECCA YONAH JACKSON	F	26	C	38	B	42	A	37	B	32	B	38	B	213	35.5	B	7
8	COSMAS MAKOYE MOLA	M	20	D	30	C	42	A	37	B	36	B	42	A	207	34.5	B	8
9	VERONICA DAUDI MASUNJE	F	16	D	37	B	45	A	30	C	37	B	37	B	202	33.7	B	9.5
10	MARTHA JOHN CHIMILE	F	17	D	38	B	43	A	28	C	38	B	38	B	202	33.7	B	9.5
11	ELIZABETH MUSSA ELIAS	F	19	D	32	B	40	B	29	C	38	B	37	B	195	32.5	B	11
12	PHABIAN JUMANNE ENOCK	M	15	D	34	B	35	B	34	B	38	B	38	B	194	32.3	B	12
13	ELIAS MAJIJI KUDEMA	M	13	D	29	C	39	B	30	C	40	B	39	B	190	31.7	B	13
14	DOTTO KIMOLA MICHAEL	F	13	D	31	B	40	B	28	C	29	C	35	B	176	29.3	C	14
15	MADIRISHA MANG'OMA MABULA	M	14	D	35	B	39	B	28	C	28	C	30	C	174	29.0	C	16
16	DIANA JOSEPH MWITA	F	8	E	31	B	46	A	23	C	32	B	34	B	174	29.0	C	16
17	LUBINZA MASHAKA MABINDO	M	12	D	35	B	39	B	29	C	26	C	30	C	171	28.5	C	17
18	BANKOLWA EDWARD JOHN	F	15	D	33	B	39	B	26	C	23	C	30	C	166	27.7	C	18
19	MARIA MWITA CHACHA	F	14	D	33	B	37	B	22	C	30	C	28	C	164	27.3	C	19
20	LUCIA LUKINDA JAMES	F	12	D	30	C	41	A	20	D	27	C	32	B	162	27.0	C	20
21	MATHAYO PETER MAGILI	M	18	D	29	C	31	B	21	C	25	C	23	C	147	24.5	C	21
22	CAREN EZEKIEL HONEST	F	6	E	25	C	37	B	20	D	26	C	31	B	145	24.2	C	22